

DUSA

Logo Usage Guideline



DUSA LOGO

CORRECT USAGE


Use these two black and white variations of DUSA logo on any creative you create. Always use the one with text. Minimum size of the logo is 15mm. You can download the PNG files via the [Clubs Resources](#) page on our DUSA website.



Black DUSA logo
with text



White DUSA logo
with text



Always place logo in the left
or right corner of a design.

DUSA LOGO

INCORRECT USAGE


It is important that the logo always has perfect legibility. It should never be applied on any background that interferes or does not let the logo be read perfectly. The logo should always be consistent and never distorted, stretched or managed inappropriately. These examples illustrate incorrect applications of the logo.




Do not lower
logo's transparency



Do not
distort logo



Do not add/ remove
logo's information



Do not change
logo's color



Do not place
logo in the center
of the design



Do not outline DUSA logo



Do not use outdated
DUSA logo



Do not place logo on the
busy part of an image.
Always find clear space.